


Nara Marathon Guide for Participants


Pair Relay Marathon
Separate booklet

4×4=16th
獅子のごとく駆ける!



"Lion"

(Collection of the Nara
National Museum)



nara marathon 2025



Nara Marathon 2025

For items common to the Marathon and World Heritage 10K,
please refer to the "Marathon / World Heritage 10K Participation Guide."

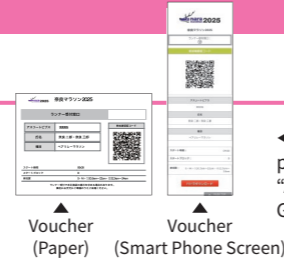
Runner Check-in

Location and Time

Saturday, December 13th,
10:00am ~ 8:00pm
Rohto Arena Nara

Items Provided

- Check-in is done using a single QR code for both participants.
- All items except the athlete bib set and sash will be distributed one per person.



◀For detailed issuance procedures, refer to the "Athlete Bib Voucher Guide."

■ Athlete bib set (for two participants)

■ Baggage bag (45L clear plastic bag)

■ Sash (for the first runner only)

Packed in a clear plastic bag.

Firmly affix the sticker onto this bag

The sash may be kept as a souvenir

■ Event program

■ Cold weather vinyl wear

Packed in yellow one-shoulder bag

For measures against the cold on the day. Available at the runner registration venue, please take one per person if you need it.

How to handle when your partner is absent

If, unavoidably, one participant is unable to compete, the other participant can run in the section registered at the time of entry. However, various digital services (such as RUNNET Event Results Service, Support Navi, Web Completion Certificate) will not be available.

If it is known before check-in that one member will withdraw

Please report this at the check-in help desk and return the timing chip for the withdrawing participant.

If one member withdraws after check-in

The participating member must report this either at the help desk (general information) set up at Rohto Konoike Park or when checking baggage at the Tenrikyo South 1 Parking Lot. Please return the withdrawing member's timing chip to the help desk.

On the Day Schedule

First Runner

Rohto Nara Konoike Park
 6:30am- Wear Changing
 7:00am-8:30am Baggage drop-off
 @ Track located at Rohto Arena Parking Lot
 ※Please note that the location is different from the Marathon and World Heritage 10K.
 8:00am-8:45am Line up in the start block
 9:00am Start

If dropping out Wait for and board the last bus. Do not transfer to the closing point bus, but move to the relay point.

Relay Point

Around 10:30am-12:35pm
Tenrikyo South 1 Parking Lot
 After 12:35pm, early start begins (White early start sash).
 Note: You must return the white sash after finishing.

- **Receive medals, finisher towels, etc.** Regardless of the 2nd runner's result, all 1st runners who completed the relay by 12:35 are eligible to receive a medal and towel.

- **Baggage Pickup** Retrieve baggage checked in before the start @ **Baggage Tent** All tents close 30 minutes after the sweep bus carrying withdrawn runners arrives.

On the way home

Disband on site; no shuttle service is provided.

Second Runner

Tenrikyo South 1 Parking Lot

Meet on site; no shuttle service is provided.

9:00am-10:30am
 Baggage drop-off

Please gather at the "Next Runner Waiting Tent" at least 5 minutes before the expected arrival time of the first runner and receive roll call from race officials.

Please check your time prediction yourself on Support Navi (page 4) (latest distance points are the midpoint and 25 km).

If dropping out Return to the venue by the same bus as the marathon participants.

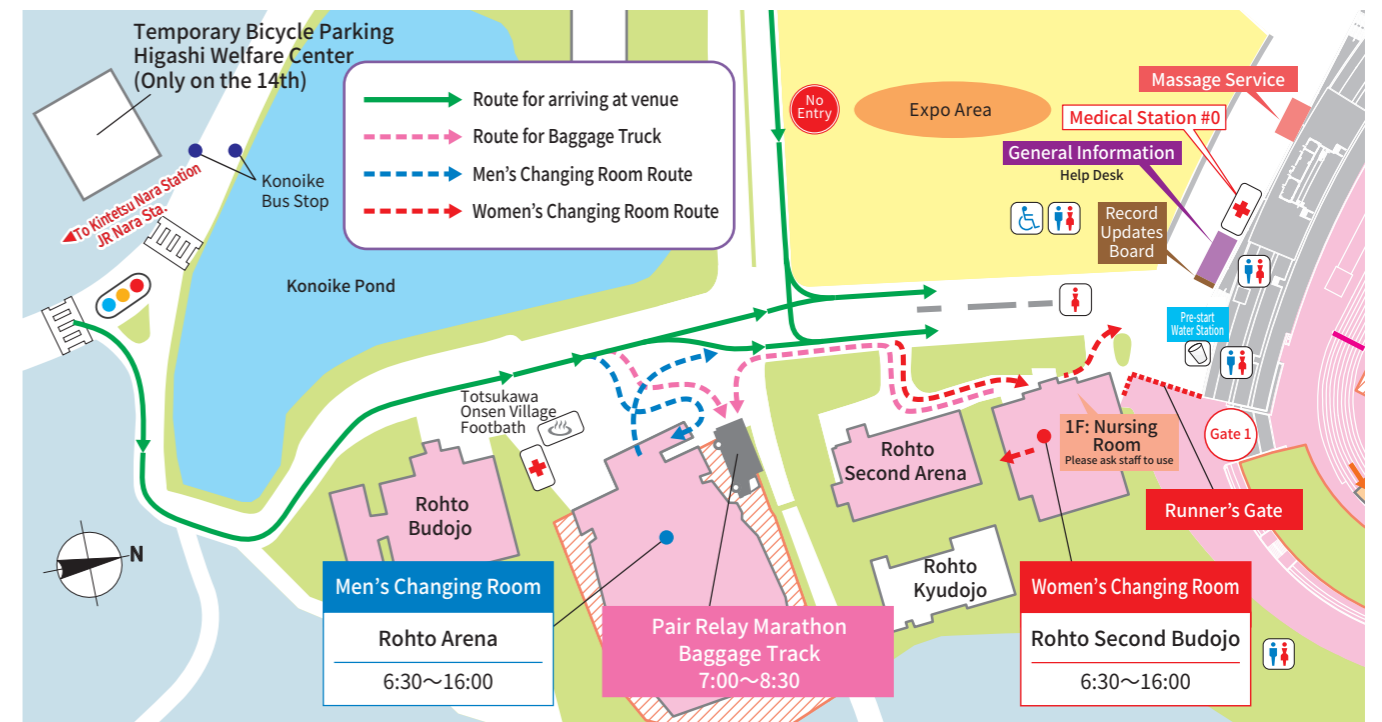
Finish

- **Receive medals, finisher towels, etc.** Regardless of the 1st runner's result, all 2nd runners finishing by 3:00 pm are eligible to receive a medal and towel.

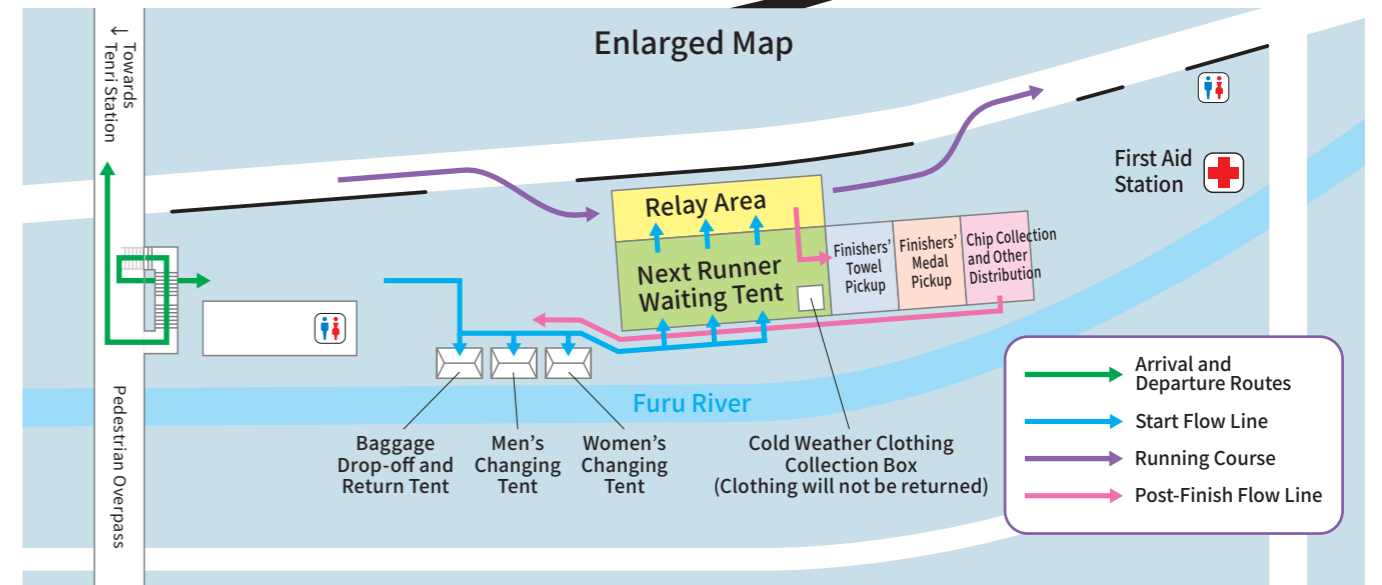
- **Baggage Pickup** Retrieve baggage checked in before the start @ Track located at Rohto Arena Parking Lot

Baggage Drop-off and Return Location Details

Start and Finish Venue: Rohto Nara Konoike Park

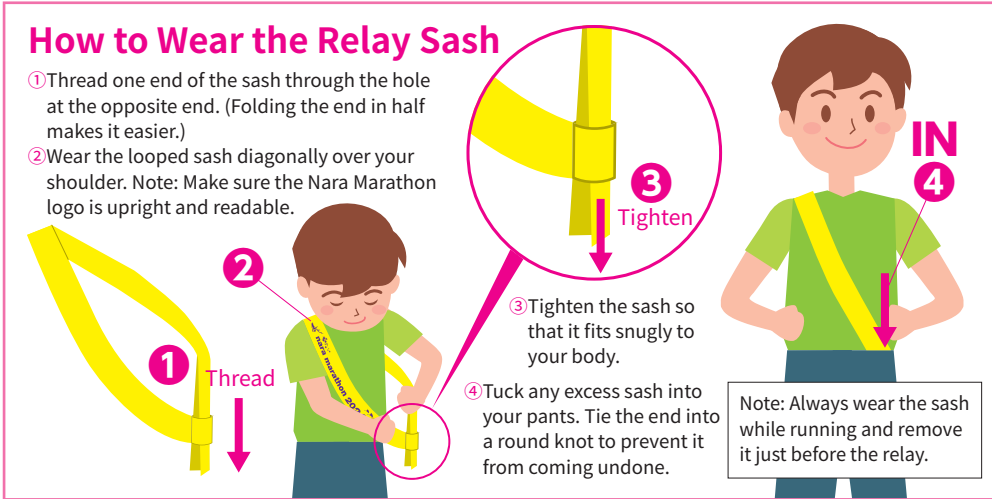


Pair Relay Marathon Relay Point: Tenrikyo South 1 Parking Lot



How to Wear the Relay Sash

- ① Thread one end of the sash through the hole at the opposite end. (Folding the end in half makes it easier.)
- ② Wear the looped sash diagonally over your shoulder. Note: Make sure the Nara Marathon logo is upright and readable.
- ③ Tighten the sash so that it fits snugly to your body.
- ④ Tuck any excess sash into your pants. Tie the end into a round knot to prevent it from coming undone.



Tracking Your Partner and Live Results

You can check the estimated current location of your partner using the Support Navi app.



Pair Relay Marathon Q&A

Q1 Do both members need to check in together?

A As long as one runner scans the 2D barcode from the “Athlete Bib Exchange Guide” and inputs the required information, only one person can complete the check-in. In unavoidable cases, a proxy may check in on your behalf (but running on behalf of someone else is not allowed). Bibs and timing chips for both participants will be handed out together. These must be given directly to the respective runners before the race.

Q2 One member of the pair withdraws the race. Can we get a refund, have a substitute run, or can one person run alone?

A No refunds are provided for personal cancellations, and substitute runners are not allowed. However, the runner who can participate may run their registered section alone. Note that digital services (Runner’s Update, Support Navi, and Web Finish Certificate) will not be available.

Q3 Do we need to return the sash?

A No, you may keep it as a souvenir. However, if you received a white sash due to an early start at the relay point, that sash must be returned at the finish.

Q4 What happens if the first runner drops out or doesn’t reach the relay point by 12:35?

A If the first runner drops out or does not arrive by 12:35, the second runner will start early at 12:35. If the second runner finishes by 15:00, they will still receive the finisher’s awards (medal and towel).

Q5 What should I do if I need to drop out during the race?

A The first runner should board the sweep bus (not the closing point bus) to be taken to the relay point. The second runner will be transported to the finish venue following the same procedure as the marathon participants.

Q6 What happens to baggage collection if the first runner drops out?

A The sweep bus will take the runner to the relay point, where they can collect their baggage.

Q7 Can the first runner return to Rohto Konoike Park?

A No transportation is provided by the organizers. If you need to return to Rohto Konoike Park, please use public transportation.

Q8 What happens to the finish certificate if one of the two runners cannot finish?

A If even one runner cannot finish (fails to complete their section within the time limit), the finisher’s certificate cannot be downloaded.